

EMERGENCY MEDICAL CONSULTANTS INC.

Florida's Premier Provider Of Quality Medical Training Programs

Nationally Accredited and OSHA Programs

CEU Provider

Since 1988



ENPC

Emergency Nursing Pediatric Course



Preparation Packet

This course is sanctioned and overseen by the ENA. Reviewing the textbook and completing the online modules are mandatory prior to entering the class. If you do not have the 5th edition textbook and certificate of completion for the modules, you will not be allowed to attend the class.

Unfortunately, once registration with EMC is complete, we are unable to issue refunds.

The ENA recommends a 30 day registration cut off time to give participants enough time to prepare. The online modules take approximately 3 – 6 hours to complete.

The following pages will walk you through the procedure for completing the modules and testing.

* Phone (772) 878-3085 * Fax (772) 878-7909 * E-mail: info@medicaltraining.cc
597 SE Port St. Lucie Blvd * Port St Lucie, Florida 34984
Visit Our Website at EMCmedicaltraining.com

We want your experience to be low stress and educational. We have found it takes most people several weeks to prepare prior to entering the course. Following the completion of the online modules, your skills will be assessed in class. You will then have 7 days to complete the test online. You will have 2 hours to complete the exam with an 80% or better. If you are unsuccessful on your first attempt, you will be allowed one retake. The ENA charges a course fee for those who are unsuccessful or who do not complete the exam within 7 days.

ENPC 5th Edition Mandatory Course Work

***Important** - Online Modules must be completed entirely in order to attend this course. We are unable to provide refunds or re-schedule without a fee for anyone who fails to do so before the course date. The 5th Edition ENPC Provider Manual is mandatory.

Step 1 - ENA Registration

1. You will be sent an email from CourseOps@ena.org within two business days
2. Click the "Course Registration" link in this email
3. Log in or create an ENA account if you have not already done so
4. Select "Complete Registration"

Step 2 - Mandatory Online Modules

*For full instructions, please refer to the following pages (Pre-course Module Directions 1-4)

1. You will be sent a second email from CourseOps@ena.org within 3 business days of completing your ENA registration
2. Click the link in this email
3. Login to your ENA account
4. Click on "Click Here To Proceed To Your Courses"
5. Complete all modules
6. Submit your contact hours
7. Print your certificate and bring to class

Step 3 - Final Exam

After attending your ENPC course you will have 7 days to complete your final exam. You will receive an email from the ENA with a link to the exam registration.

For full instructions, please refer to the following pages (Course Exam Directions 1-8)

1. Visit <http://ena.peachnewmedia.com>
2. Login to your ENA account
3. Click on "Click Here To Proceed To Your Courses"
4. Click on "ENPC 5th Edition Provider Course Exam"
5. To start the exam, click "View Now" or "Start"
6. Click "Take Quiz"
7. Upon passing your exam, continue to the Credit Submission page and complete the survey
8. Click "Submit Credit" and continue to your ENA Certificate

ENPC 5th Edition Provider Pre-course Module Directions

1. To access the ENPC 5th Edition Provider Pre-Course Modules, please click on the link in the email your course director sent to you.

***Please note that you must first click on the link to claim your ENPC 5th Edition Provider Pre-course Modules license. Your modules will not show in your profile if you do not claim your license.*

2. After you click on the link to take the ENPC 5th Edition Provider Pre-Course Modules within the email, you will be prompted to log into the ENA website, www.ena.org. Please use the same email you used to register for the course.

Login to ENA

Email / Username REQUIRED

Password REQUIRED

[LOG IN](#)

3. You will then be redirected to your eLearning Account Profile. Click on **CLICK HERE TO PROCEED TO YOUR COURSES** to access the course.

Account Profile



eLearning Center

[Click Here to Proceed to Your Courses](#)




Manage Courses

[Click here to Record Contact Hours or to Retrieve Completion Certificates](#)

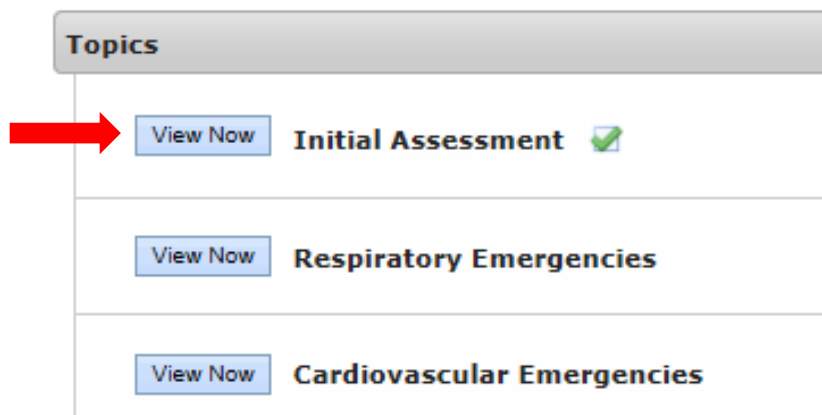
Record contact hours for your ENA transcript. If you have trouble with this process, please email us at eLearning@ena.org.

- Click on **ENPC 5th Edition Provider Course Online Modules**



ENPC 5th Edition Provider Pre Course Online Modules

 12 Topics Available...

- Click on **VIEW NOW** to start each module. You will receive a green check mark once each module is complete; there are twelve modules to complete.



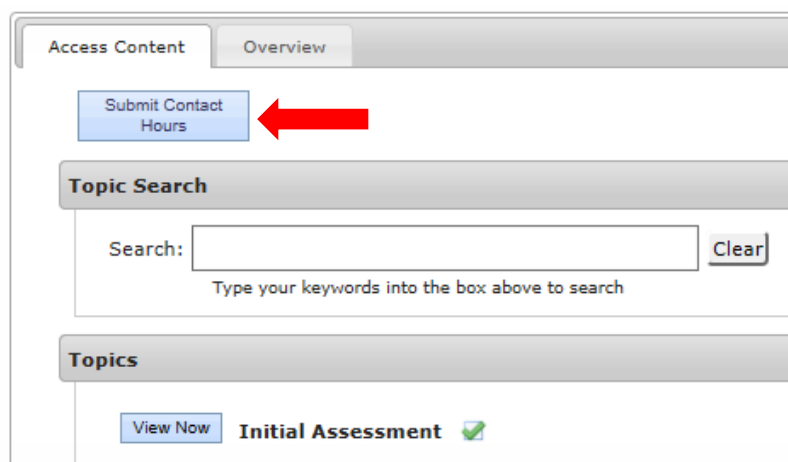
Topics

 [View Now](#) **Initial Assessment** 


[View Now](#) **Respiratory Emergencies**

[View Now](#) **Cardiovascular Emergencies**

- Once you have a green check mark after each module, you will submit for your CE certificate. Click on the **SUBMIT CONTACT HOURS** button at the top of the page to fill out your evaluation and print your CE certificate.



[Access Content](#) [Overview](#)


[Submit Contact Hours](#) 

Topic Search

Search: [Clear](#)

Type your keywords into the box above to search

Topics

[View Now](#) **Initial Assessment** 

7. Click **CONTINUE.**

You are receiving the following contact hours for this course.

Organization	Approved Credit
Emergency Nurses Association	4.83 <i>Clinical</i>

Credit Reporting Organization	Membership Number
Emergency Nurses Association	

[Continue](#) 

8. Please fill out the required fields and click **SUBMIT** when finished.

ENPC 5th Edition Provider Pre-course Online Module Evaluation

Please answer each question and click **SUBMIT**; you will then be directed to submit your CE credit.

Course Name: ENPC 5th Edition Provider Pre Course Online Modules

The course content was relevant to the learner outcome(s).

1 2 3 4 5

Strongly Disagree Strongly Agree

I will be able to achieve the learner outcome(s).

1 2 3 4 5

Strongly Disagree Strongly Agree

The course modules provided evidence-based content.


1 2 3 4 5

Strongly Disagree Strongly Agree


[Submit](#) 

9. Click on **PROCESS COURSE**.

I certify that I have completed the above course.

Process Course 

10. The link to download your certificate of completion will be under the SUBMITTED COURSES section of your eLearning Transcript. Click on **VIEW EMERGENCY NURSES ASSOCIATION CERTIFICATE** to view your certificate.

Oct 7, 2018 ENPC 5th Edition Provider Pre Course Online Modules: Full Seminar
Emergency Nurses Association - 4.83 hours - Clinical  [View Emergency Nurses Association Certificate](#)

TROUBLE SHOOTING	
What are the recommended browsers?	Adobe Flash Player 10.3 or later, and one of the following browsers: Windows: Google Chrome (latest version), Firefox (latest version), Microsoft Edge (latest version). **Please note that Internet Explorer is no longer a supported browser. Mac: Safari 7 and later, Google Chrome (latest version) HTML5 Windows: Google Chrome (latest version) Mac: Safari 7 and later, Google Chrome (latest version) Mobile: Safari in Apple iOS 7 and later, Google Chrome (latest version) in Android OS 4.1 and later
The course opened in a new window, but I can't see it?	You will need to go into your browsers settings and enable pop ups. If viewing on a tablet or iPhone, you will need to go into your phone's settings and locate the browser to disable the Block Pop-Ups setting.
The course will not play.	You might need to clear your cache or browsing history. Additionally, please check your internet connection.
The course window keeps crashing when I use my iPad.	Please make sure you are running the most recent version of whatever browser you are using.
I can't submit for my certificate of completion.	Please make sure you have a green check mark after each module. You will not be able to submit for your certificate until all modules are marked complete.
Who can I contact if I am having technical issues?	Contact Education at elearning@ena.org or, call 847-460-4123.

ENPC 5th Edition Provider Course Exam Directions

1. To access the ENPC 5th Edition Provider Exam, visit <http://ena.peachnewmedia.com>

***Please note that you must first click on the link to claim your ENPC 5th Edition Provider Exam license. The exam will not show in your profile if you do not claim your license.*

2. After you click on the link to take the ENPC 5th Edition Provider Course Exam within the email, you will be prompted to log into the ENA website, www.ena.org. Please use the same email you used to complete your pre-course modules.

Login to ENA

Email / Username REQUIRED

Password REQUIRED

[LOG IN](#)

3. You will then be redirected to your eLearning Account Profile. Click on **CLICK HERE TO PROCEED TO YOUR COURSES** to access the course.

Account Profile



eLearning Center

[Click Here to Proceed to Your Courses](#)



Manage Courses

[Click here to Record Contact Hours or to Retrieve Completion Certificates](#)

Record contact hours for your ENA transcript. If you have trouble with this process, please email us at eLearning@ena.org.

4. Click on **Step 1: ENPC 5th EDITION PROVIDER COURSE EXAM**

Step 2: ENPC 5th Edition Provider Course Evaluation and CE Certificate

Step 1: ENPC 5th Edition Provider Course Exam

5. To start the exam, click on **VIEW NOW or START.**



6. Your exam will open in a new tab. When you are ready to take the exam, click on **TAKE QUIZ.**

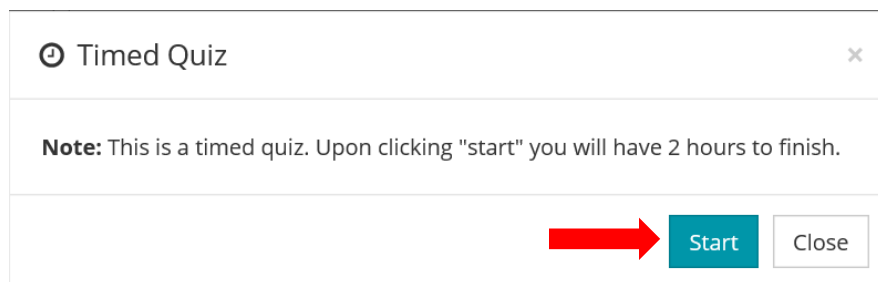
Credit Submission Checklist

» Complete the credit submission quiz

Take quiz >

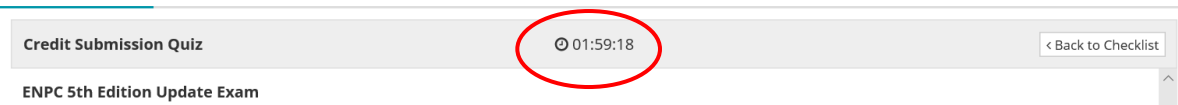
Complete the credit submission survey

7. You will receive a notification letting you know that **once you click start, your timed exam will begin.** Click on **START** to begin your exam. You have 2 hours to complete this exam.



8. There are 50 multiple choice exam questions. Please click on the appropriate response to each question. Please note that the timer is located at the top of the form for reference.

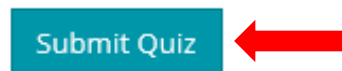
[Credit Submission](#)



Credit Submission Quiz 01:59:18 < Back to Checklist

ENPC 5th Edition Update Exam

9. Once your exam is complete, click **SUBMIT QUIZ** at the bottom of the form.




10. Your exam score will be listed at the top of the form. If you are unsuccessful on your first attempt, you will have one retake of your exam. If you are successful and have completed the exam with an 80% or better, click on **CONTINUE** at the bottom of the form to obtain your Provider card.



11. From the Credit Submission page, click on **TAKE SURVEY**. You will complete a separate more comprehensive course survey when you retrieve your contact hour certificate.

****If you are taking the course as Non-RN student, you will not have the option to take the exam or print a Provider card. You will only have the option to complete your course survey and obtain your CE certificate ****

Credit Submission Checklist



✓ Complete the credit submission quiz

» Complete the credit submission survey Take survey >

12. On the survey page, answer the required questions and click on **SUBMIT SURVEY** at the bottom of the page.

Please enter the name of the internet browser you used to complete the exam.

Please describe any technical difficulties you experienced with the online exam.

How long did it take to complete the exam? Please be specific.

* ← *is required.*

13. Click on **SUBMIT CREDIT** to retrieve your Provider card. **Please note that your contact hours will be included on a separate certificate.

****If you are an RN who is challenging the course, you will not receive contact hours. ****

Credit Submission

Available Credit

Emergency Nurses Association - 0 Clinical

Credit Submission Checklist

✓ Complete the credit submission quiz

✓ Complete the credit submission survey

Submit Credit ←

14. You will be redirected to the credit submission page. Click **CONTINUE**.

You are receiving the following contact hours for this course.


Organization	Approved Credit
Emergency Nurses Association	0 Clinical

Credit Reporting Organization	Membership Number
Emergency Nurses Association	

[Continue](#) 


15. Click on **PROCESS COURSE**.

I certify that I have completed the above course.

[Process Course](#) 

16. The link to download your Provider card will be under the SUBMITTED COURSES section of your eLearning Transcript. Click on **VIEW EMERGENCY NURSES ASSOCIATION CERTIFICATE** to print or view your card.

Oct 21, 2018 Step 1: ENPC 5th Edition Provider Course Exam: Full Seminar
Emergency Nurses Association - 0 hours - Clinical

[View Emergency Nurses Association Certificate](#) 

17. To complete your Provider Course evaluation and retrieve your CE certificate, return to your eLearning Center by clicking on the hamburger menu in the top right corner of your Transcript page. Select **ELEARNING CENTER**.



 MENU 




18. Click on **STEP 2: ENPC 5TH EDITION PROVIDER COURSE EVALUATION AND CE CERTIFICATE**

[Step 2: ENPC 5th Edition Provider Course Evaluation and CE Certificate](#) 

[Step 1: ENPC 5th Edition Provider Course Exam](#)


19. Click on **VIEW NOW**

 [View Now](#) ENPC 5th Edition Provider Course Evaluation and CE Certificate

20. Click on **TAKE SURVEY** to start the evaluation.

Credit Submission Checklist

» Complete the credit submission survey

[Take survey >](#) 

21. Please fill out the required fields and click **SUBMIT SURVEY** when finished.

****Your course director has provided you with a numbered list of instructors. Please fill out the appropriate course information for each instructor. If you were not provided with this information, please contact your course director.**

Please enter your course number. Please note that it should be a PP, PI or TP, TR, or TI number.

Please enter your course city.

Instructor #1 Name

Your Course Director has provided you with an instructor name. Please record the name of your instructor in the box provided.

Instructor #1 ID Number

Your Course Director has provided you with an instructor ID number. Please record the corresponding instructor number in the box provided.

Instructor #1 Evaluation

Please rate instructor #1 on the four areas below.

	Poor	Fair	Good	Excellent
Met objectives	<input type="radio"/>	<input type="radio"/>	<input type="radio"/>	<input type="radio"/>
Teaching effectiveness	<input type="radio"/>	<input type="radio"/>	<input type="radio"/>	<input type="radio"/>
Knowledge of course content	<input type="radio"/>	<input type="radio"/>	<input type="radio"/>	<input type="radio"/>
Skill station interaction	<input type="radio"/>	<input type="radio"/>	<input type="radio"/>	<input type="radio"/>

[Submit Survey](#) 

22. Click on **SUBMIT CREDIT** to process your CE certificate.

Available Credit

Emergency Nurses Association - 14.25 Clinical

Credit Submission Checklist

✓ Complete the credit submission survey

Submit Credit

23. Click **CONTINUE**.

You are receiving the following contact hours for this course.

Organization	Approved Credit
Emergency Nurses Association	14.25 Clinical

Credit Reporting Organization	Membership Number
Emergency Nurses Association	

[Continue](#)

24. Click **PROCESS COURSE**.

I certify that I have completed the above course.

[Process Course](#)

25. The link to download your CE Certificate will be under the SUBMITTED COURSES section of your eLearning Transcript. Click on **VIEW EMERGENCY NURSES ASSOCIATION CERTIFICATE** to view or print your CE certificate.

Oct 21, 2018

Step 2: ENPC 5th Edition Provider Course Evaluation and CE Certificate: Full Seminar
Emergency Nurses Association - 14.25 hours - Clinical

[View Emergency Nurses Association Certificate](#)

TROUBLE SHOOTING

<p>What are the recommended browsers?</p>	<p>Adobe Flash Player 10.3 or later, and one of the following browsers:</p> <p>Windows: Internet Explorer 8 and later, Google Chrome (latest version), Firefox (latest version), Microsoft Edge (latest version) Mac: Safari 7 and later, Google Chrome (latest version) HTML5 Windows: Google Chrome (latest version) Mac: Safari 7 and later, Google Chrome (latest version) Mobile: Safari in Apple iOS 7 and later, Google Chrome (latest version) in Android OS 4.1 and later</p>
<p>The course/test opened in a new window, but I can't see it?</p>	<p>You will need to go into your browsers settings and enable pop ups. If viewing on a tablet or iPhone, you will need to go into your phone's settings and locate the browser to disable the Block Pop-Ups setting.</p>
<p>I am having technical issues while completing my exam.</p>	<p>If you are experiencing freezing, slowness, or if the exam isn't saving answers that you have changed after you click submit, please check your internet connection and clear your cache/browsing history <u>before</u> your second attempt. If you close out of your exam before you are finished, your exam will automatically be graded.</p>
<p>How do I obtain my Provider card?</p>	<p>Your Provider card will be available upon successful completion of your exam. Click on the hamburger menu in the upper right corner of your classroom page to access your transcript. The link to download your PDF will be in the submitted courses section next to Step 1: ENPC 5th EDITION PROVIDER COURSE EXAM.</p>
<p>How do I obtain my CE certificate?</p>	<p>Your CE Certificate will be available upon completion of your course evaluation. Click on the hamburger menu in the upper right corner of your classroom page to access your transcript. The link to download your PDF will be in the submitted courses section next to Step 2: ENPC 5th EDITION PROVIDER COURSE EVALUATION AND CE CERTIFICATE.</p>
<p>Who can I contact if I have any questions?</p>	<p>Contact Course Operations at courseops@ena.org or, call 800-942-0011</p>